



**glocal** ASSET  
MANAGEMENT

## GLOCAL PROFIX USD FUND

# FACTSHEET

AUGUST 2024

### Macroeconomic Update

July 2024 was another positive month for the Armenian economy: GDP increased by 6.2% y/y. Volume of construction, trade turnover, and services were the main drivers of the economic activity during the month. Particularly:

- construction expanded by notable 17.7% y/y,
- trade went up by a significant 14.0% y/y,
- services, too, demonstrated positive growth of 4.9% y/y,
- industrial output also grew during this period, although at a much lower rate of 2.2% y/y.

Foreign trade turnover for the same period increased by 35.3% y/y, reaching USD 2.00 bln. Exports demonstrated outstanding performance with 42.8% y/y growth, amounting to USD 0.81 bln, while imports also were up by double-digit 30.7% y/y, reaching USD 1.18 bln. Foreign trade net deficit of USD 315 mln in June 2024 expanded to USD 372 mln trade deficit in July 2024.

As for the macroeconomic stability in Armenia, according to the preliminary data from CBA, the CPI expanded by 1.3% y/y in August 2024. Following the last decrease of refinancing rate at the meeting on September 10, the Board of the Central Bank of Armenia reduced the refinancing rate by another 0.25 pps to 7.50% level. As of the end of August 2024, compared to the previous month, the Armenian Dram slightly appreciated against USD and depreciated against EUR, standing at AMD 387.5 and AMD 429.4, respectively.

The Ministry of Finance allocated bonds with a total volume of AMD 46.0 bln during August 2024. As of the end of the month, the yield of 10-year AMD-denominated Government bonds decreased by 0.004 pps m/m to 9.699%.

## Glocal Profix USD fund

Unless otherwise stated, all the data as at: 31-Aug-24

**15.4%** TTM return

**12.2%** Annualized return since inception

### Fund strategy

The fund's strategy boils down to leveraging portfolio's assets through short-term borrowings at relatively lower rates and investing in high yield medium/long-term Armenian government eurobonds and corporate bonds denominated in USD, including ones listed in Irish Stock Exchange.

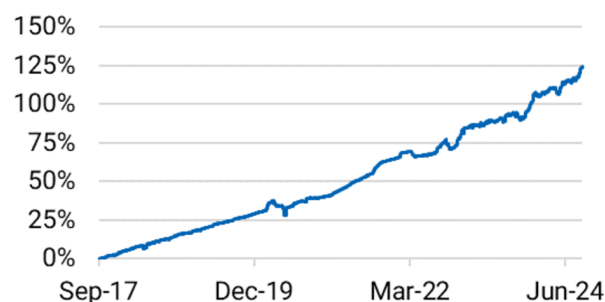
### Why invest with Glocal?

- pioneering in Armenian investment fund industry since 2017
- diversification and balancing of security weights
- leveraging and refinancing through repo
- tax rate for the fund is 0.01% of NAV
- **no entry or exit taxes** for foreign investors

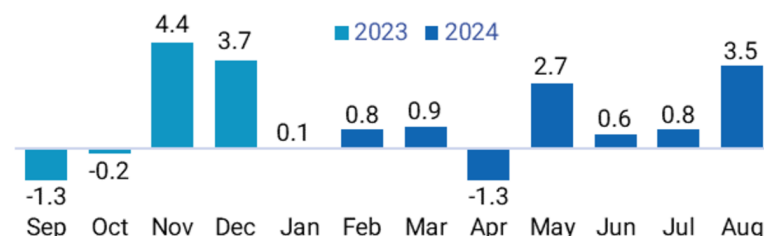
### NAV per share

**USD 22.39**

### Performance, % growth



### Rates of return, %



1 month	3 month	6 month	MTD	YTD	Since Inception*
3.5%	4.9%	7.3%	3.5%	8.2%	124%

\*Effective cumulative performance since 05 Sep 2017

### General info

ISIN	AMGPDFH01ER3
Launch date	1 Sep 2017
Base currency	USD
Investor category	qualified only
Minimum holding period	no
Initial investment, min.	USD 50,000

Fund type	fixed income, non-public, open-ended
Management fee	2% of NAV
Performance fee	10% over a 7% hurdle rate
Distribution policy	reinvesting
Portfolio Total Assets	USD 10.4 M
Portfolio Net Assets	USD 3.6 M

### Transaction fees

Entry fee	0%
Buyback fee during the first year	2%
during the second year	1%
after the second year	0%

### Contacts

#### Glocal Asset Management

+374 11 591111

glocal@glocal.am

Yerevan, 39 Hanrapetutyan str.

#### Disclaimer

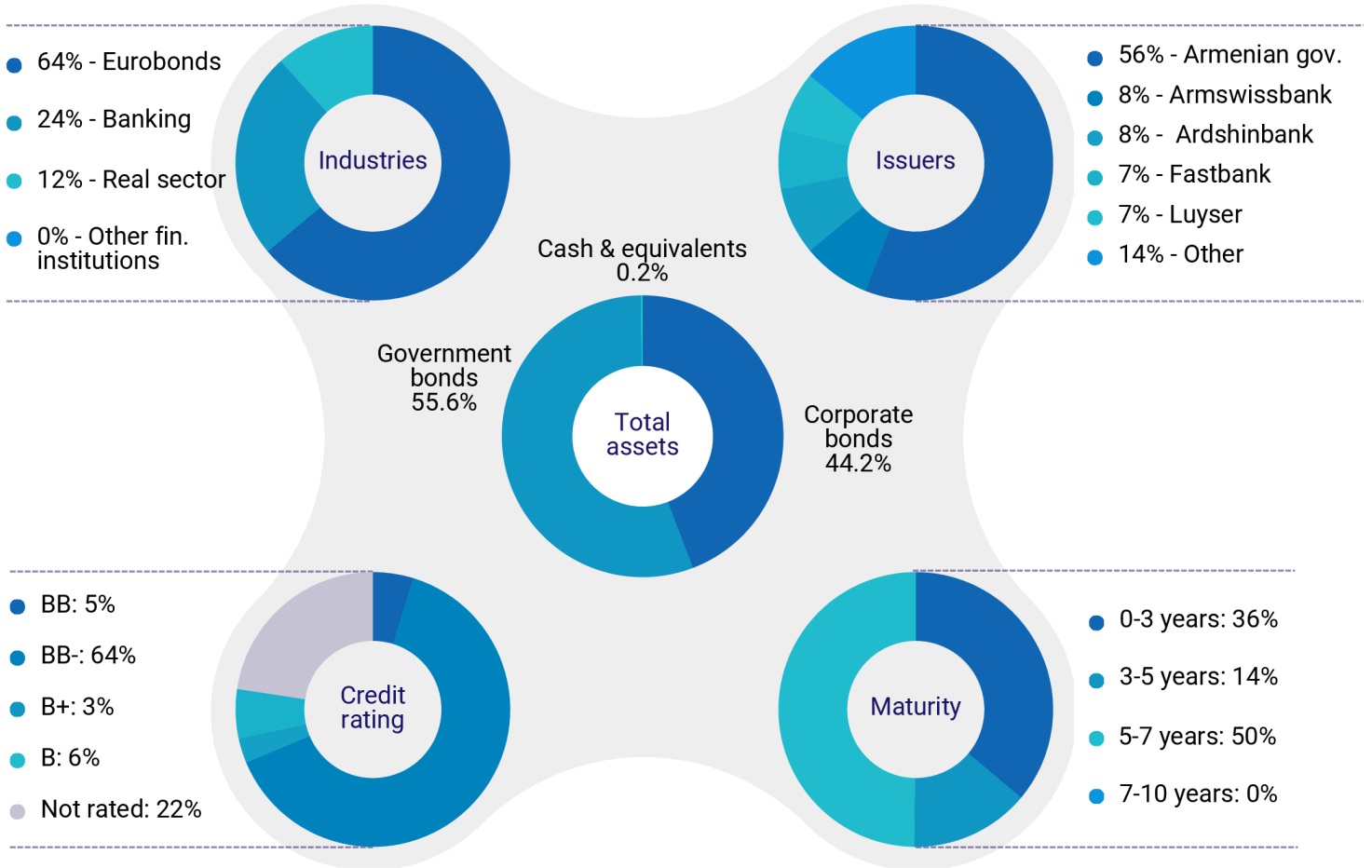
The data, views and forecasts in this document is for information purposes only and shall not be regarded as an offer, solicitation or recommendation for an investment. Past performance is no guarantee of future results. All investments involve risks including the risk of possible loss of principal. The market value of a Fund's portfolio may decline as a result of a number of factors, including adverse economic and market conditions, prospects of securities in the portfolio, changing interest rates, and real or perceived adverse competitive industry conditions. The Fund invests in securities and other investments that may be illiquid, which hold the risk that the securities will not be able to be sold at the time desired by the Fund. The Armenian securities markets have substantially less trading volume than the securities markets of OECD countries. Additionally, the capitalization of the Armenian securities markets is highly concentrated. This combination of lower volume and greater concentration in the Armenian securities markets may create a risk of greater price volatility than in the securities markets of developed economies.

The views and forecasts contained herein are those of the GLOCAL team based on information that they believe to be reliable. These opinions may change over time.

# Glocal Profix USD fund

Unless otherwise stated, all the data as at: 31-Aug-24


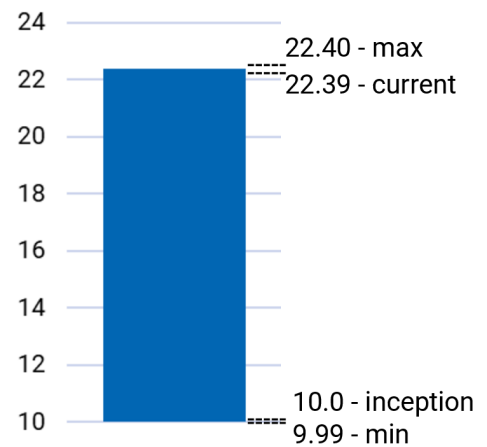
## Portfolio structure



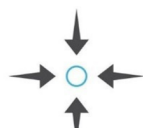
## Additional info

Asset Currency	USD
Weighted Average Maturity (y)	3.9
Weighted Average YTM (as of purchase date)	7.0%
Weighted Average YTM (as of 31.08.2024)	6.5%
Average Coupon	5.0%
Average Borrowing Rate	4.2%
Financial Leverage Ratio	2.9
Effective Duration	3.4

## NAV per share, USD



Global



Local



Globally Local



Glocally Local



Glocal