



glocal ASSET
MANAGEMENT

GLOCAL PROFIX AMD FUND

FACTSHEET

SEPTEMBER 2024

Macroeconomic Update

August 2024 was another positive month for the Armenian economy: GDP increased by 5.6% y/y. Construction, trade turnover, and services remained the main drivers of the economic activity during the month. Particularly:

- construction expanded by a notable 16.5% y/y,
- trade went up by a significant 14.9% y/y,
- services, too, demonstrated a positive growth of 9.5% y/y,
- industrial output also grew during this period, although at a much lower rate of 2.1% y/y.

Foreign trade turnover for the same period increased by 33.3% y/y, reaching USD 2.15 bln. Exports demonstrated an outstanding performance with a 58.1% y/y growth, amounting to USD 0.95 bln, while imports were also up by a double-digit 18.7% y/y, reaching USD 1.21 bln. Foreign trade net deficit of USD 372 mln in July 2024 contracted to USD 264 mln trade deficit in August 2024.

As for the macroeconomic stability in Armenia, according to the preliminary data from CBA, the CPI slightly increased by 0.6% y/y in September 2024. After the latest decrease of the refinancing rate at the meeting on September 10, the refinancing rate is currently staying at 7.50% level. As of the end of September 2024, compared to the previous month, the Armenian Dram stayed relatively flat against USD and slightly depreciated against EUR, standing at AMD 387.3 and AMD 433.3, respectively.

The Ministry of Finance allocated bonds with a total volume of AMD 43.0 bln during September 2024. As of the end of the month, the yield of 10-year AMD-denominated Government bonds increased by 0.019 pps m/m to 9.718%.

Glocal Profix AMD fund

Unless otherwise stated, all the data as at: 30-Sep-24

27.9% TTM return

25.1% Annualized return since inception

Fund strategy

The fund's strategy involves increasing portfolio's total assets by borrowing short-term funds at relatively lower rates and investing them in high yield medium/long-term government bonds and eurobonds. The fund only invests in Armenian government securities.

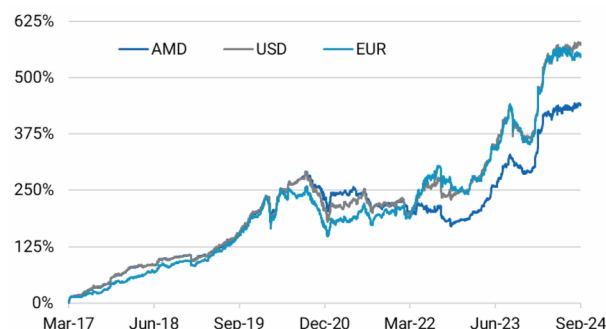
Why invest with Glocal?

- pioneering in Armenian investment fund industry since 2017
- diversification and balancing of security weights
- leveraging and refinancing through repo
- tax rate for the fund is 0.01% of NAV
- **no entry or exit taxes** for foreign investors

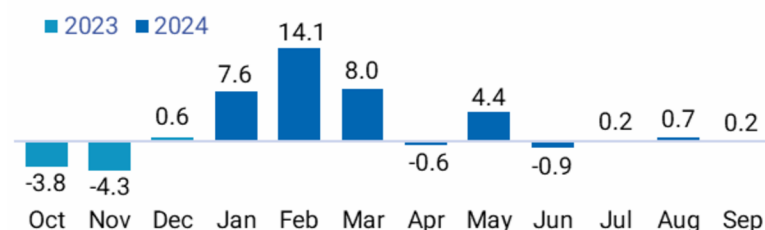
NAV per share

AMD 5,386

Performance, % growth



Rates of return, %



1 month	3 month	6 month	MTD	YTD	Since Inception*
0.2%	1.1%	4.0%	0.2%	38.0%	438.6%

*Effective cumulative performance since 1 Apr 2017

General info

ISIN	AMGPAFH01ER9
Launch date	1 Apr 2017
Base currency	AMD
Investor category	qualified only
Minimum holding period	no
Initial investment, min.	AMD 20 M

Fund type	fixed income, non-public, open-ended
Management fee	2.75% of NAV
Performance fee	20% over a 20% hurdle rate
Distribution policy	reinvesting
Portfolio Total Assets	AMD 23.6 B
Portfolio Net Assets	AMD 4.8 B

Transaction fees

Entry fee	0%
Buyback fee during the first year	2%
during the second year	1%
after the second year	0%

Contacts

Glocal Asset Management

+374 11 591111

glocal@glocal.am

Yerevan, 39 Hanrapetutyan str.

Disclaimer

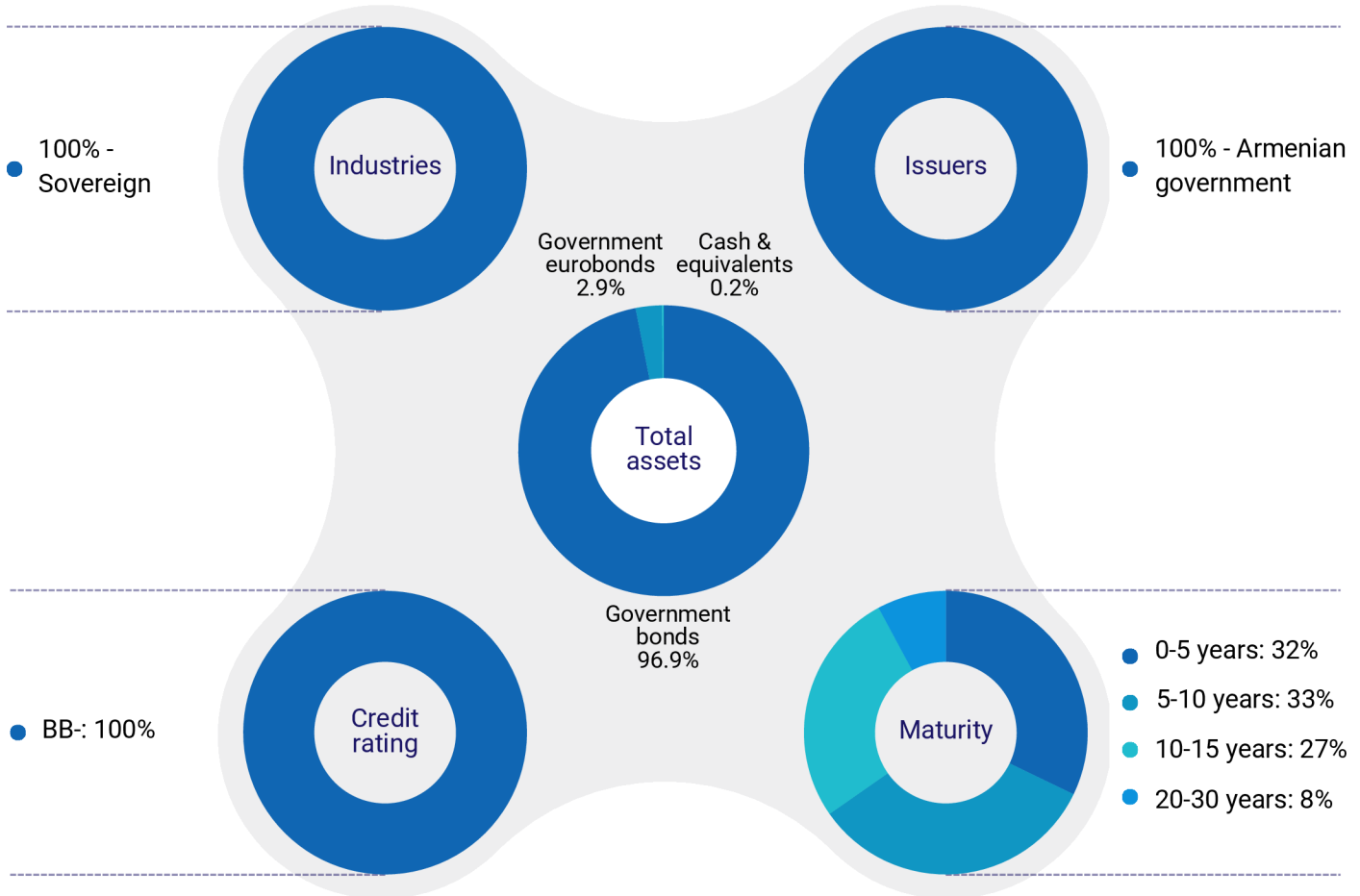
The data, views and forecasts in this document is for information purposes only and shall not be regarded as an offer, solicitation or recommendation for an investment. Past performance is no guarantee of future results. All investments involve risks including the risk of possible loss of principal. The market value of a Fund's portfolio may decline as a result of a number of factors, including adverse economic and market conditions, prospects of securities in the portfolio, changing interest rates, and real or perceived adverse competitive industry conditions. The Fund invests in securities and other investments that may be illiquid, which hold the risk that the securities will not be able to be sold at the time desired by the Fund. The Armenian securities markets have substantially less trading volume than the securities markets of OECD countries. Additionally, the capitalization of the Armenian securities markets is highly concentrated. This combination of lower volume and greater concentration in the Armenian securities markets may create a risk of greater price volatility than in the securities markets of developed economies.

The views and forecasts contained herein are those of the GLOCAL team based on information that they believe to be reliable. These opinions may change over time.

Glocal Profix AMD fund

Unless otherwise stated, all the data as at: 30-Sep-24


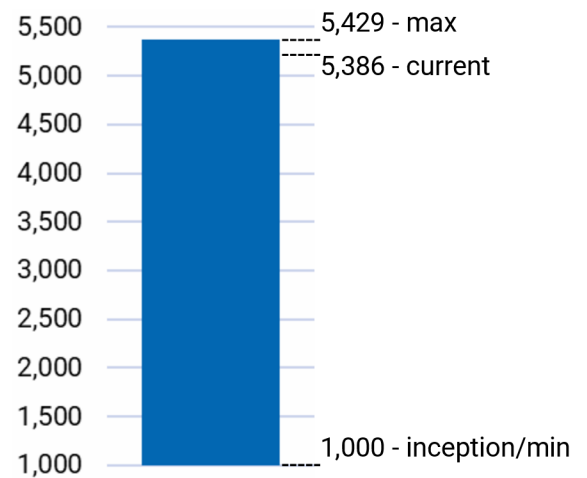
Portfolio structure



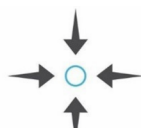
Additional info

Asset currency	AMD, USD
Weighted Average Maturity (y)	9.14
Weighted Average YTM (as of purchase date)	10.7%
Weighted Average YTM (as of 30.09.2024)	9.6%
Average Coupon	10.0%
Weighted Average AMD Borrowing Rate	8.2%
Weighted Average USD Borrowing Rate	4.2%
Financial Leverage Ratio	4.9
Effective Duration	5.2

NAV per share, AMD



Global



Local



Globally Local



Glocally Local



Glocal