



glocal ASSET
MANAGEMENT

GLOCAL PROFIX AMD FUND

FACTSHEET

MARCH 2024

Macroeconomic Update

February 2024 was an extremely positive month for the Armenian economy: GDP increased by 16.3% y/y. Industry and trade turnover remained the main drivers of the economic activity during the month. Particularly, industrial output expanded by a substantial 36.4% y/y, while trade went up by a significant 28.3% y/y. Construction works, too, demonstrated double-digit growth: 11.7% y/y. Services also grew during this period, although at a less significant rate of 6.0% y/y.

Foreign trade turnover for the same period rocketed 2.2 times y/y, reaching USD 3.15 bln. Both exports and imports demonstrated outstanding performance. Exports were up 2.9 times y/y, amounting to USD 1.63 bln, while imports were up by 180% y/y, reaching USD 1.52 bln. Due to outpacing growth of exports, the foreign trade deficit of USD 277.5 mln in January 2024 turned to USD 102.2 mln net surplus in February 2024.

As for the macroeconomic stability in Armenia, the CPI contracted by another 1.2% y/y in March 2024. Deflation continues despite the fact that on 12 March, the Board of the Central Bank of Armenia lowered the refinancing rate by further 0.25 pps to 8.50%. As of the end of March 2024, compared to the previous month, the Armenian Dram appreciated against both USD and EUR, standing at AMD 393.28 and AMD 424.11, respectively.

The Ministry of Finance allocated bonds with a total volume of AMD 51.01 bln during March 2024. As of the end of the month, the yield of 10-year AMD-denominated Government bonds decreased by 0.30 pps m/m to 9.65%.

Glocal Profix AMD fund

Unless otherwise stated, all the data as at: 31-Mar-24

71.2% TTM return

26.4% Annualized return since inception

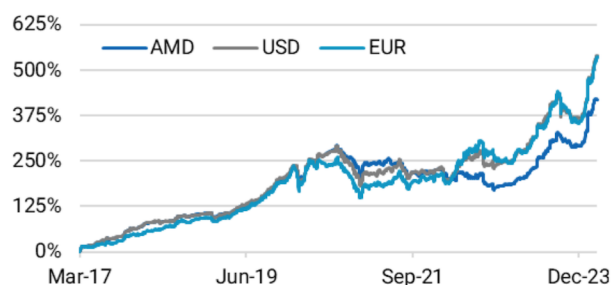
Fund strategy

The fund's strategy involves increasing portfolio's total assets by borrowing short-term funds at relatively lower rates and investing them in high yield medium/long-term government bonds and eurobonds. The fund only invests in Armenian government securities.

NAV per share

AMD 5,179

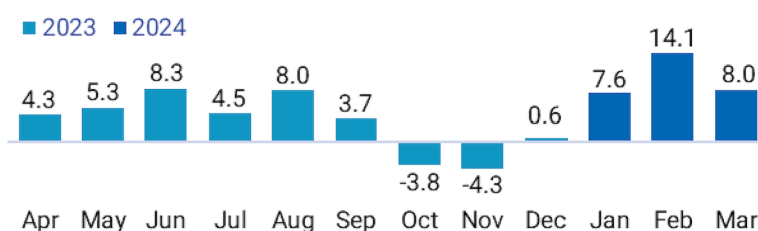
Performance, % growth



Why invest with Glocal?

- pioneering in Armenian investment fund industry since 2017
- diversification and balancing of security weights
- leveraging and refinancing through repo
- tax rate for the fund is 0.01% of NAV
- **no entry or exit taxes** for foreign investors

Rates of return, %



1 month	3 month	6 month	MTD	YTD	Since Inception*
8.0%	32.7%	23.0%	8.0%	32.7%	418%

*Effective cumulative performance since 1 Apr 2017

General info

ISIN	AMGPAPH01ER9
Launch date	1 Apr 2017
Base currency	AMD
Investor category	qualified only
Minimum holding period	no
Initial investment, min.	AMD 20 M

Fund type	fixed income, non-public, open-ended
Management fee	2.75% of NAV
Performance fee	20% over a 20% hurdle rate
Distribution policy	reinvesting
Portfolio Total Assets	AMD 22.3 B
Portfolio Net Assets	AMD 4.6 B

Transaction fees

Entry fee	0%
Buyback fee during the first year	2%
during the second year	1%
after the second year	0%

Contacts

Glocal Asset Management

- +374 11 591111
- glocal@glocal.am
- Yerevan, 39 Hanrapetutyán str.

Disclaimer

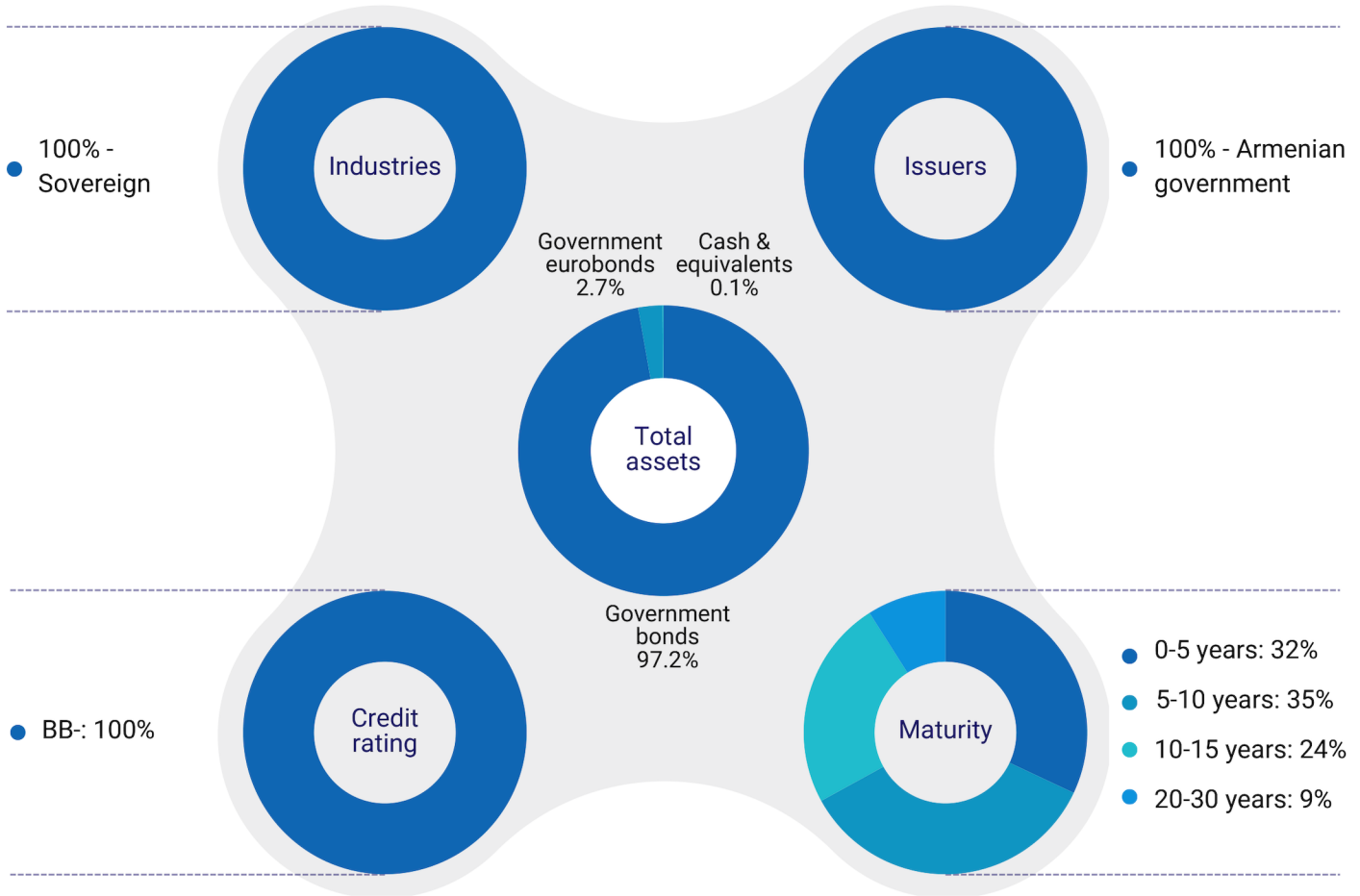
The data, views and forecasts in this document is for information purposes only and shall not be regarded as an offer, solicitation or recommendation for an investment. Past performance is no guarantee of future results. All investments involve risks including the risk of possible loss of principal. The market value of a Fund's portfolio may decline as a result of a number of factors, including adverse economic and market conditions, prospects of securities in the portfolio, changing interest rates, and real or perceived adverse competitive industry conditions. The Fund invests in securities and other investments that may be illiquid, which hold the risk that the securities will not be able to be sold at the time desired by the Fund. The Armenian securities markets have substantially less trading volume than the securities markets of OECD countries. Additionally, the capitalization of the Armenian securities markets is highly concentrated. This combination of lower volume and greater concentration in the Armenian securities markets may create a risk of greater price volatility than in the securities markets of developed economies.

The views and forecasts contained herein are those of the GLOCAL team based on information that they believe to be reliable. These opinions may change over time.

Glocal Profix AMD fund

Unless otherwise stated, all the data as at: 31-Mar-24


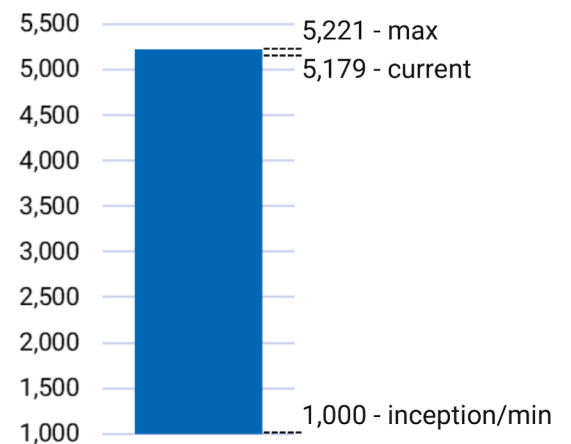
Portfolio structure



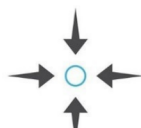
Additional info

Asset currency	AMD, USD
Weighted Average Maturity (y)	9.5
Weighted Average YTM (as of purchase date)	10.8%
Weighted Average YTM (as of 31.03.2024)	9.7%
Average Coupon	10.0%
Weighted Average AMD Borrowing Rate	9.2%
Weighted Average USD Borrowing Rate	3.1%
Financial Leverage Ratio	4.8
Effective Duration	5.4

NAV per share, AMD



Global



Local



Globally Local



Globally Local



Glocal