



**glocal** ASSET  
MANAGEMENT

## GLOCAL PROFIX USD FUND

# FACTSHEET

MARCH 2024

### Macroeconomic Update

February 2024 was an extremely positive month for the Armenian economy: GDP increased by 16.3% y/y. Industry and trade turnover remained the main drivers of the economic activity during the month. Particularly, industrial output expanded by a substantial 36.4% y/y, while trade went up by a significant 28.3% y/y. Construction works, too, demonstrated double-digit growth: 11.7% y/y. Services also grew during this period, although at a less significant rate of 6.0% y/y.

Foreign trade turnover for the same period rocketed 2.2 times y/y, reaching USD 3.15 bln. Both exports and imports demonstrated outstanding performance. Exports were up 2.9 times y/y, amounting to USD 1.63 bln, while imports were up by 180% y/y, reaching USD 1.52 bln. Due to outpacing growth of exports, the foreign trade deficit of USD 277.5 mln in January 2024 turned to USD 102.2 mln net surplus in February 2024.

As for the macroeconomic stability in Armenia, the CPI contracted by another 1.2% y/y in March 2024. Deflation continues despite the fact that on 12 March, the Board of the Central Bank of Armenia lowered the refinancing rate by further 0.25 pps to 8.50%. As of the end of March 2024, compared to the previous month, the Armenian Dram appreciated against both USD and EUR, standing at AMD 393.28 and AMD 424.11, respectively.

The Ministry of Finance allocated bonds with a total volume of AMD 51.01 bln during March 2024. As of the end of the month, the yield of 10-year AMD-denominated Government bonds decreased by 0.30 pps m/m to 9.65%.

## Glocal Profix USD fund

Unless otherwise stated, all the data as at: 31-Mar-24

**12.5%** TTM return

**12.0%** Annualized return since inception

### Fund strategy

The fund's strategy boils down to leveraging portfolio's assets through short-term borrowings at relatively lower rates and investing in high yield medium/long-term Armenian government eurobonds and corporate bonds denominated in USD, including ones listed in Irish Stock Exchange.

### NAV per share

**USD 21.04**

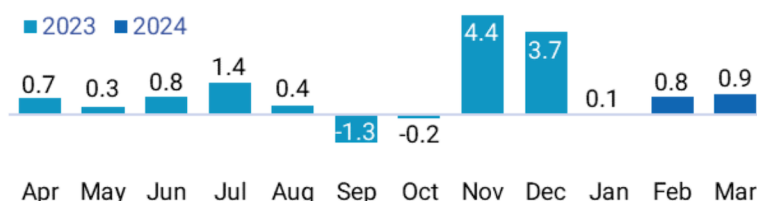
### Performance, % growth



### Why invest with Glocal?

- pioneering in Armenian investment fund industry since 2017
- diversification and balancing of security weights
- leveraging and refinancing through repo
- tax rate for the fund is 0.01% of NAV
- **no entry or exit taxes** for foreign investors

### Rates of return, %



1 month	3 month	6 month	MTD	YTD	Since Inception*
0.9%	1.7%	9.9%	0.9%	1.7%	110%

\*Effective cumulative performance since 05 Sep 2017

### General info

ISIN	AMGPDFH01ER3
Launch date	1 Sep 2017
Base currency	USD
Investor category	qualified only
Minimum holding period	no
Initial investment, min.	USD 50,000

Fund type	fixed income, non-public, open-ended
Management fee	2% of NAV
Performance fee	10% over a 7% hurdle rate
Distribution policy	reinvesting
Portfolio Total Assets	USD 7.76 M
Portfolio Net Assets	USD 3.48 M

### Transaction fees

Entry fee	0%
Buyback fee during the first year	2%
during the second year	1%
after the second year	0%

### Contacts

#### Glocal Asset Management

- +374 11 591111
- [glocal@glocal.am](mailto:glocal@glocal.am)
- Yerevan, 39 Hanrapetutyán str.

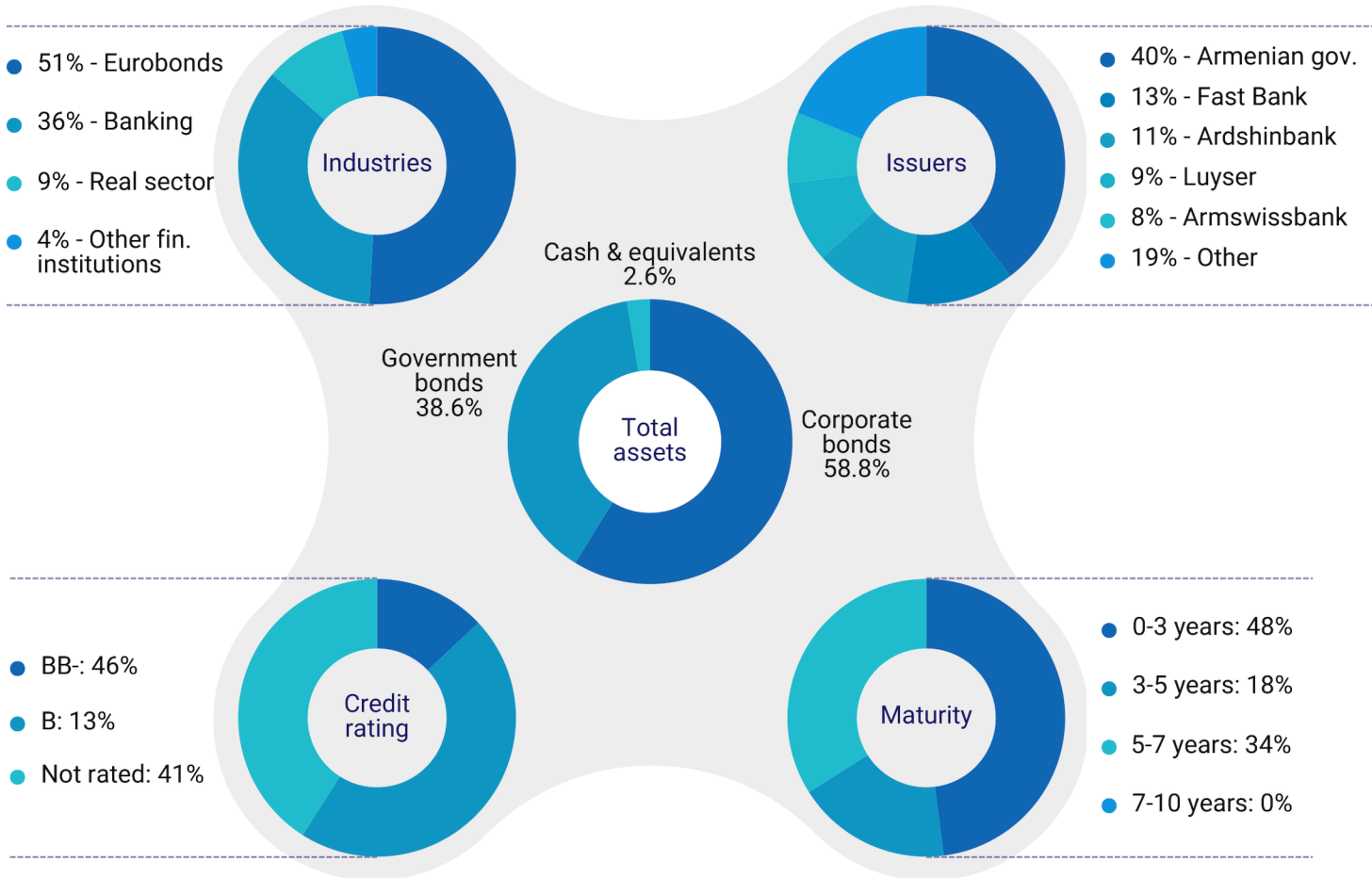
#### Disclaimer

The data, views and forecasts in this document is for information purposes only and shall not be regarded as an offer, solicitation or recommendation for an investment. Past performance is no guarantee of future results. All investments involve risks including the risk of possible loss of principal. The market value of a Fund's portfolio may decline as a result of a number of factors, including adverse economic and market conditions, prospects of securities in the portfolio, changing interest rates, and real or perceived adverse competitive industry conditions. The Fund invests in securities and other investments that may be illiquid, which hold the risk that the securities will not be able to be sold at the time desired by the Fund. The Armenian securities markets have substantially less trading volume than the securities markets of OECD countries. Additionally, the capitalization of the Armenian securities markets is highly concentrated. This combination of lower volume and greater concentration in the Armenian securities markets may create a risk of greater price volatility than in the securities markets of developed economies. The views and forecasts contained herein are those of the GLOCAL team based on information that they believe to be reliable. These opinions may change over time.

# Glocal Profix USD fund

Unless otherwise stated, all the data as at: 31-Mar-24


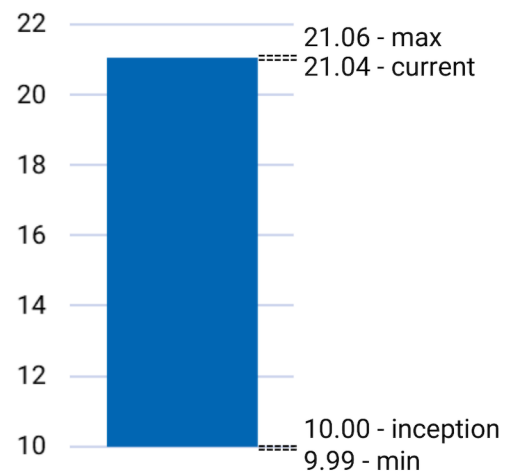
## Portfolio structure



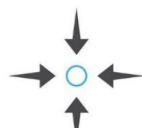
## Additional info

Asset Currency	USD
Weighted Average Maturity (y)	3.4
Weighted Average YTM (as of purchase date)	6.9%
Weighted Average YTM (as of 31.03.2024)	6.4%
Average Coupon	5.3%
Average Borrowing Rate	3.4%
Financial Leverage Ratio	2.2
Effective Duration	3.0

## NAV per share, USD



Global



Local



Globally Local



Glocally Local



Glocal