



GLOCAL HIGH YIELD EURO BONDS FUND

FACTSHEET OCTOBER 2024

Macroeconomic Update

October was challenging for bond investors, with 90% IG and 71% of HY bonds ending the month in the red. Over the month, the U.S. Treasury yield curve rose significantly, climbing 55-60 bps in the mid-range and 40-45 bps at the longer end.

Recession concerns eased because of the substantial 50 bps rate cut. However, volatility persisted, driven by the uncertainty around U.S. election results and potential shifts in the new administration's approach to budget deficits and inflation.

Economic data came in mixed. GDP growth for the quarter was slightly under expectations at 2.8% (compared to a forecasted 3%), while employment figures were also slightly weaker than anticipated. Inflation, however, matched expectations, increasing 0.3% for the month and 3.3% year-over-year. Given this data, the futures market now anticipates another rate cut of 25 bps at the Federal Reserve's November meeting.

Glocal High Yield Eurobonds fund

Unless otherwise stated, all the data as at: 31-Oct-24

9.5% TTM return

23.5% Annualized return since inception

Fund strategy

The fund's strategy lies in a thorough selection of government and corporate eurobonds of developed, as well as emerging markets and managing the portfolio using market instruments and borrowed funds. The targeted investment horizon is mid- to long-term.

Why invest with Glocal?

- pioneering in Armenian investment fund industry since 2017
- diversification and balancing of security weights
- leveraging and refinancing through repo
- tax rate is 0.01% of NAV
- **no entry or exit taxes** for foreign investors

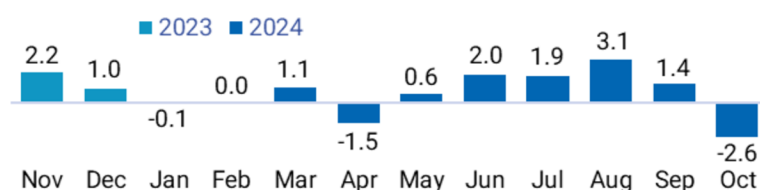
NAV per share

USD 159.4

Performance, % growth



Rates of return, %



1 month	3 month	6 month	MTD	YTD	Since Inception*
-2.6%	1.9%	6.6%	-2.6%	6.1%	59.4%

*Effective cumulative performance since 16 Aug 2022

General info

ISIN	AMGPEFH01ER1
Launch date	16 Aug 2022
Base currency	USD
Investor category	qualified only
Initial investment, min.	USD 100,000

Fund type	fixed income, non-public, open-ended
Management fee	1% of NAV
Performance fee	10%
Distribution policy	reinvesting
Portfolio Net Assets	USD 8.2 M

Transaction fees

Entry fee	0%
Buyback fee during the first year	1%
after the first year	0%

Contacts

Glocal Asset Management

- +374 11 591111
- glocal@glocal.am
- Yerevan, 39 Hanrapetutyán str.

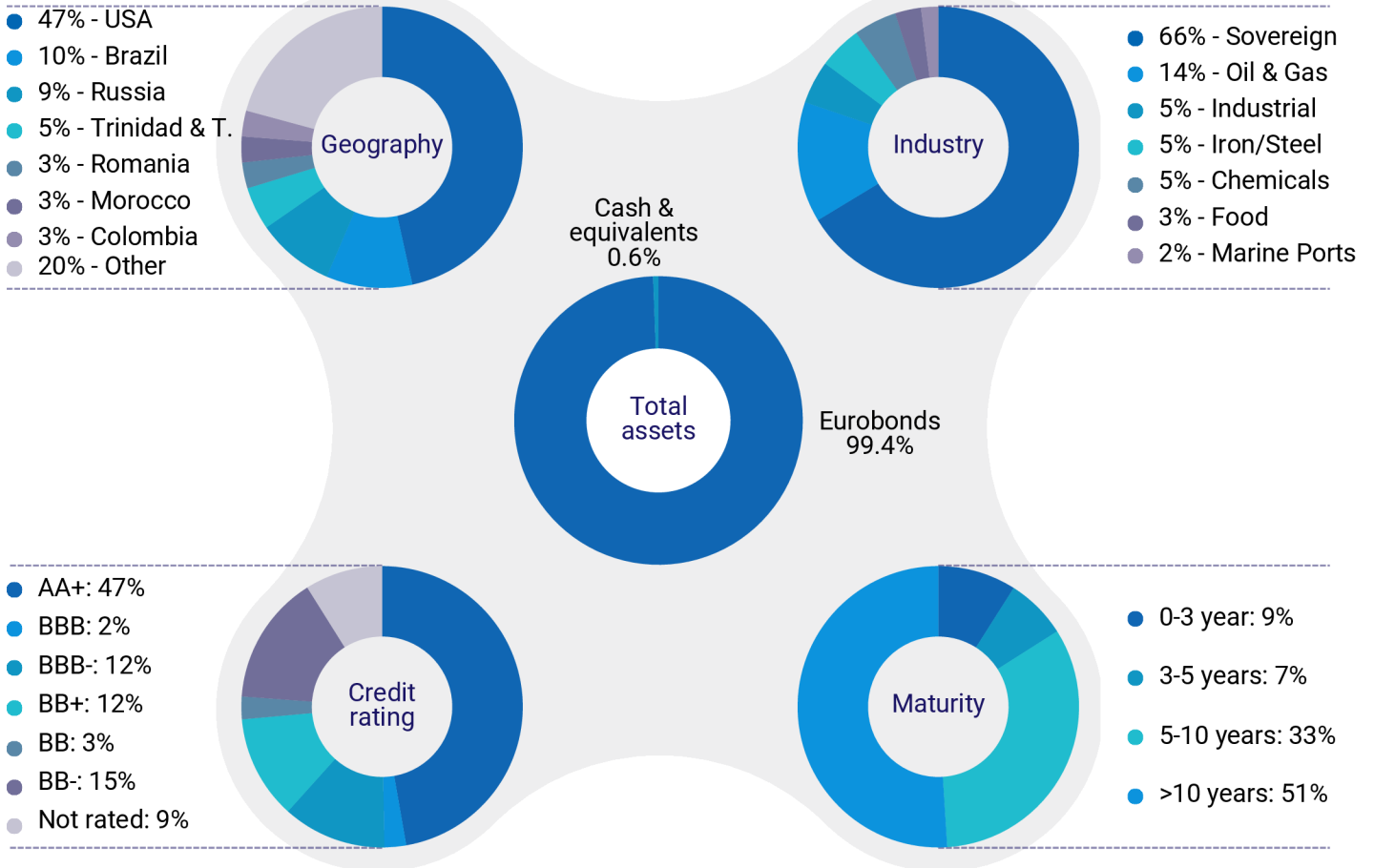
Disclaimer

The data, views and forecasts in this document is for information purposes only and shall not be regarded as an offer, solicitation or recommendation for an investment. Past performance is no guarantee of future results. All investments involve risks including the risk of possible loss of principal. The market value of a Fund's portfolio may decline as a result of a number of factors, including adverse economic and market conditions, prospects of securities in the portfolio, changing interest rates, and real or perceived adverse competitive industry conditions. The Fund invests in securities and other investments that may be illiquid, which hold the risk that the securities will not be able to be sold at the time desired by the Fund. The Armenian securities markets have substantially less trading volume than the securities markets of OECD countries. Additionally, the capitalization of the Armenian securities markets is highly concentrated. This combination of lower volume and greater concentration in the Armenian securities markets may create a risk of greater price volatility than in the securities markets of developed economies. The views and forecasts contained herein are those of the GLOCAL team based on information that they believe to be reliable. These opinions may change over time.

Glocal High Yield Eurobonds fund

Unless otherwise stated, all the data as at: 31-Oct-24

Portfolio structure


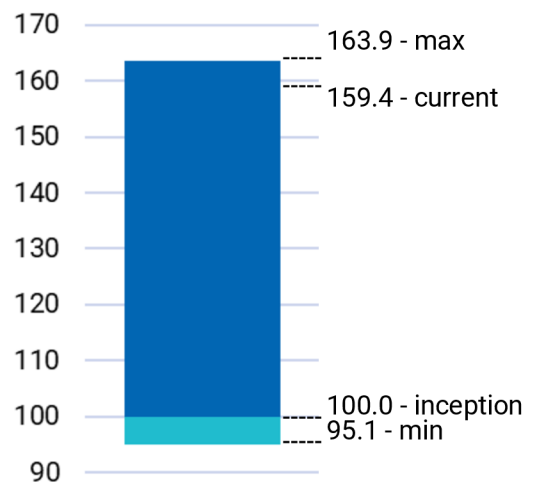


Additional info

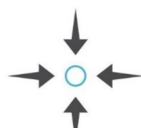
Asset currency	USD
Weighted Average Maturity (y)	15.1
Weighted Average YTM (as of 31.10.2024)**	5.6%
Effective Duration	10.5

** Calculated excluding bonds of Russian issuers

NAV per share, USD



Global



Local



Globally Local



Glocally Local



Glocal